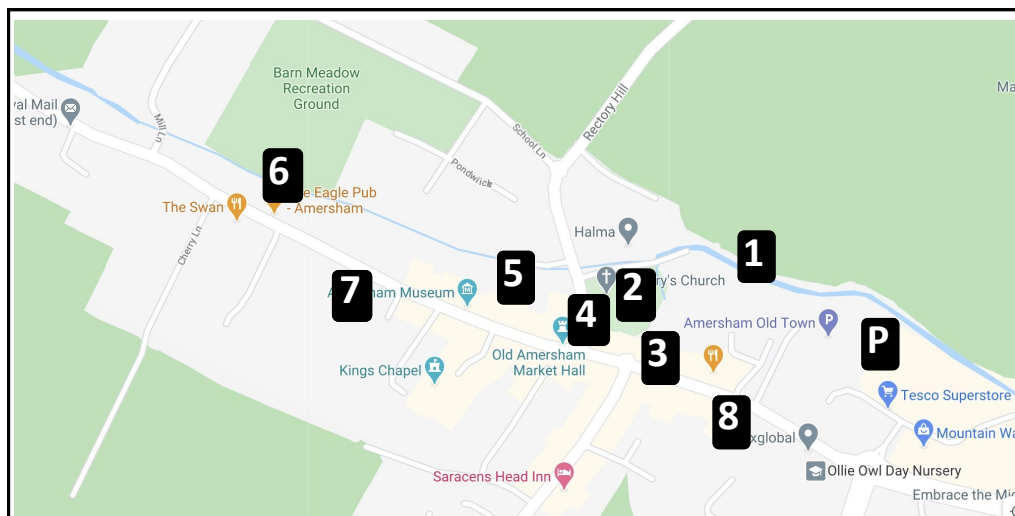


# Amersham Old Town Maths Trail



- P. Old Town Parking
- 1. River Misbourne
- 2. St Mary's Church
- 3. Memorial Garden
- 4. Market Hall
- 5. Museum
- 6. Methodist Chapel
- 7. Almshouses
- 8. Old Grammar School

Map supplied courtesy of Google Maps for Educational use only.

**1. The Misbourne River** - between the bridge and the old brewery (the wall stops here), the Misbourne is approximately 50m long. Drop in a small stick or leaf and time how long it takes to flow between these two markers. Maybe try and work out the speed in KPH. Always take extra care near water.

**2. St. Mary's Church** - What is the main building material of the church? Record the time in 24 hour clock and analogue time from the clock face. What angle are the minute and hour hands forming at this time?

**3. Memorial Garden** - Find the model of Albert Ball's biplane the SE5a. Albert died aged 20 in WW1. His exploits helped found the formation of the RAF in 1918. How many years ago was this?


**4. Market Hall** - Find the plaque on the outer wall. King John granted Amersham the rights to a Market in 1200. To the nearest 100 years how many years has a market been running every Thursday?

**5. Amersham Museum** - Look at the opening times and charges on the wall by the entrance. How much would it cost to take in 6 teachers and 60 children?


**6. Methodist Chapel** - There are two telephone numbers listed on the board, right of the door. Add up the individual numbers for both and see which one has the greatest total?

**7. Drakes Almshouses** - They were built in 1657. Which of the brick bonds below looks most like the brick pattern on the Almshouses?


**8. Old Grammar School** - The Grammar School was built in 1624. Multiply these numbers together in turn to work out the total.



Stretcher bond



English bond



Flemish bond



Tudor

**Modern 1900-present day**

- Stretcher bond.

**Victorian and Edwardian 1830-1914**

- Flemish and English- Flemish on houses and English on factories.

**Georgian 1714-1830**

- Symmetrical style fronts of houses /Flemish brick bond

**Tudor period 1485-1603**

- English brick bond and lots of amazing patterns.

